



ಬೃಹತ್ ಬೆಂಗಳೂರು ಮಹಾನಗರ ಪಾಲಿಕೆ
Bruhat Bengaluru Mahanagara Palike



BBMP COVID-19 WAR ROOM 17.04.2022



OVERVIEW OF COVID-19 IN BENGALURU

CASE TRENDS ACTIVE CASES **1,391**

<u>Confirmed Cases</u>	<u>Recovered Cases</u>	<u>Death Cases</u>
49	29	0
17,82,408 #	17,64,054 #	16,963 #

HOSPITALIZATION **6**

<u>ICU – V</u>	<u>ICU</u>	<u>HDU</u>	<u>General</u>
1	-	1	4

INCLUDES GOVT. QUOTA AND PRIVATE WALK-IN HOSPITALIZATION

VACCINATION **15,165** 1,86,56,982 #

<u>First Dose</u>	<u>Second Dose</u>	<u>Precaution Dose</u>
3,915	4,613	6,637
94,40,064 #	88,37,052 #	3,79,866 #

TRIAGING

MTU

0

ACTIVE CZs

0

MCZs (< 5 cases)

0

Clusters (> 5 cases)

0

TESTING **3,303** 2,97,09,762 #

<u>Positivity : 1.39%</u>	<u>RAT</u>	<u>RTPCR</u>
<small>*FOR LAST 7 DAYS</small>	271	3,032

Tele Triage

36

: indicates cumulative numbers till date



ABSTRACT OF COVID-19 SCENARIO IN BENGALURU



	MALE			FEMALE			TRANSGENDER			TOTAL		
	Last 24 Hours	Last 7 Days	Cumulative	Last 24 Hours	Last 7 Days	Cumulative	Last 24 Hours	Last 7 Days	Cumulative	Last 24 Hours	Last 7 Days	Cumulative
Positive Cases	32	182	10,54,271	17	115	7,27,946	0	0	191	49	297	17,82,408
Recovered Cases	17	189	10,42,164	12	111	7,21,707	0	0	183	29	300	17,64,054
Death Cases	0	0	10,744	0	0	6,215	0	0	4	0	0	16,963
Total Tests Done	In Last 24 hrs. : 3,303			In last 7 days : 21,401			Cumulative : 2,97,09,762					
Vaccine Doses Administered	In Last 24 hrs. : 15,165			In last 7 days : 82,116			Cumulative : 1,86,56,982					
ACTIVE CASES							1,391					

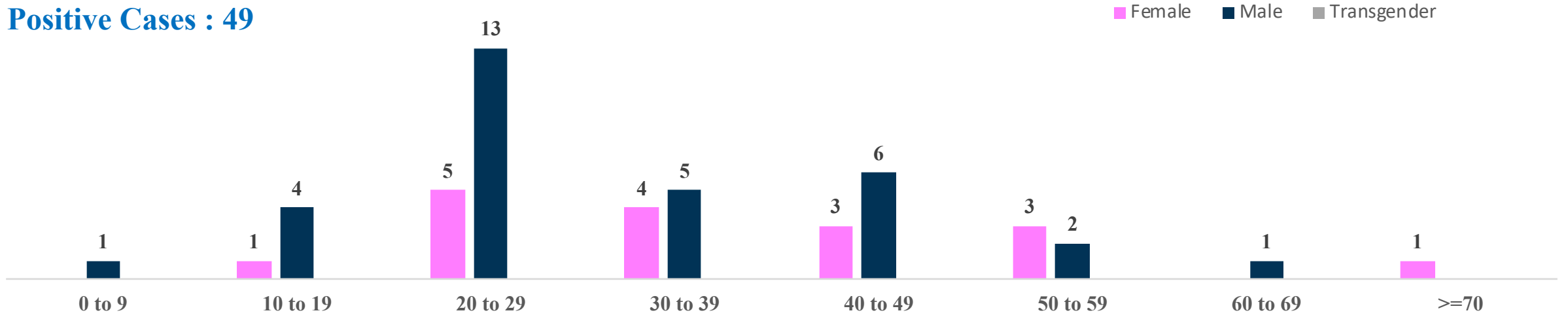
*Covid deaths occurred today : 00 | Covid deaths occurred beyond last 24 hrs., reported today : 00



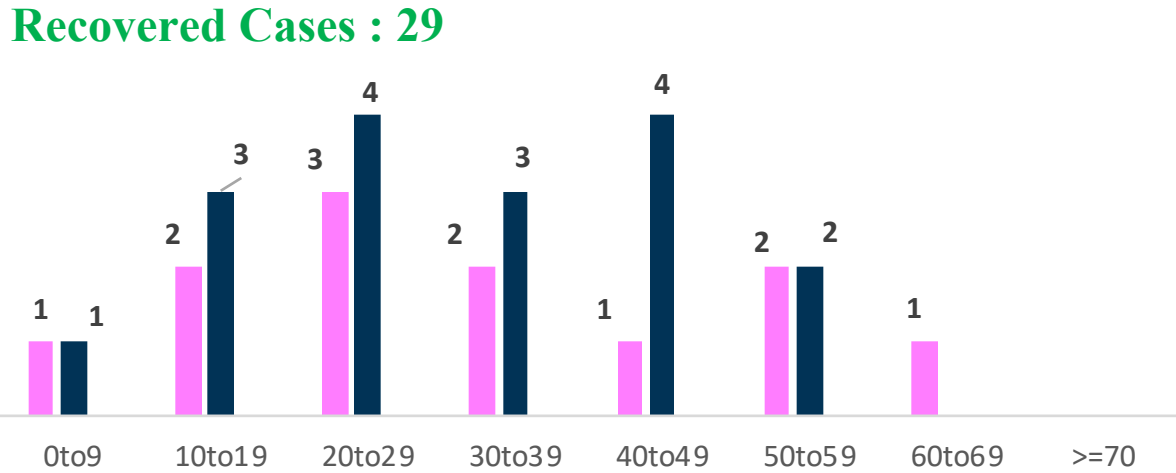
LAST 24 HOURS AGE GROUP AND GENDER WISE DISTRIBUTION



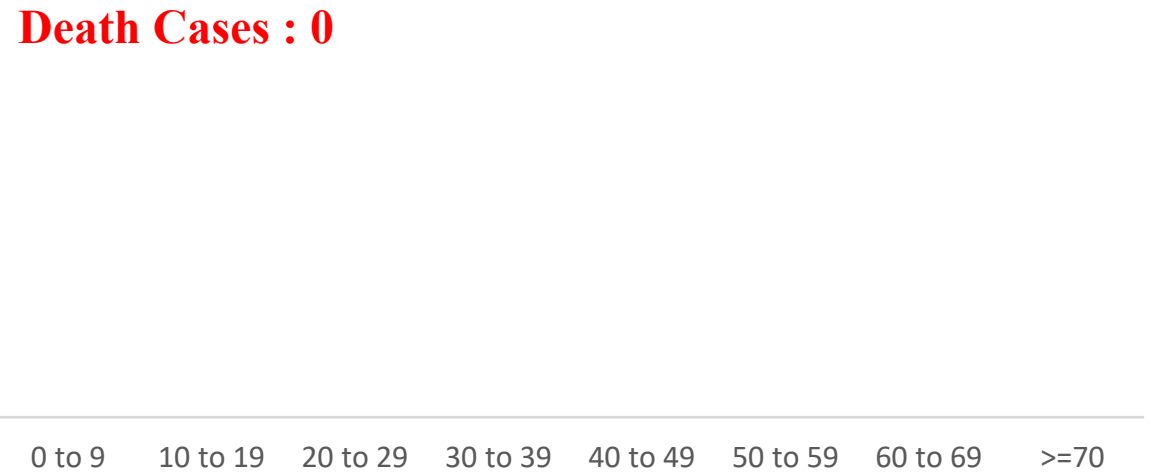
Positive Cases : 49



Recovered Cases : 29

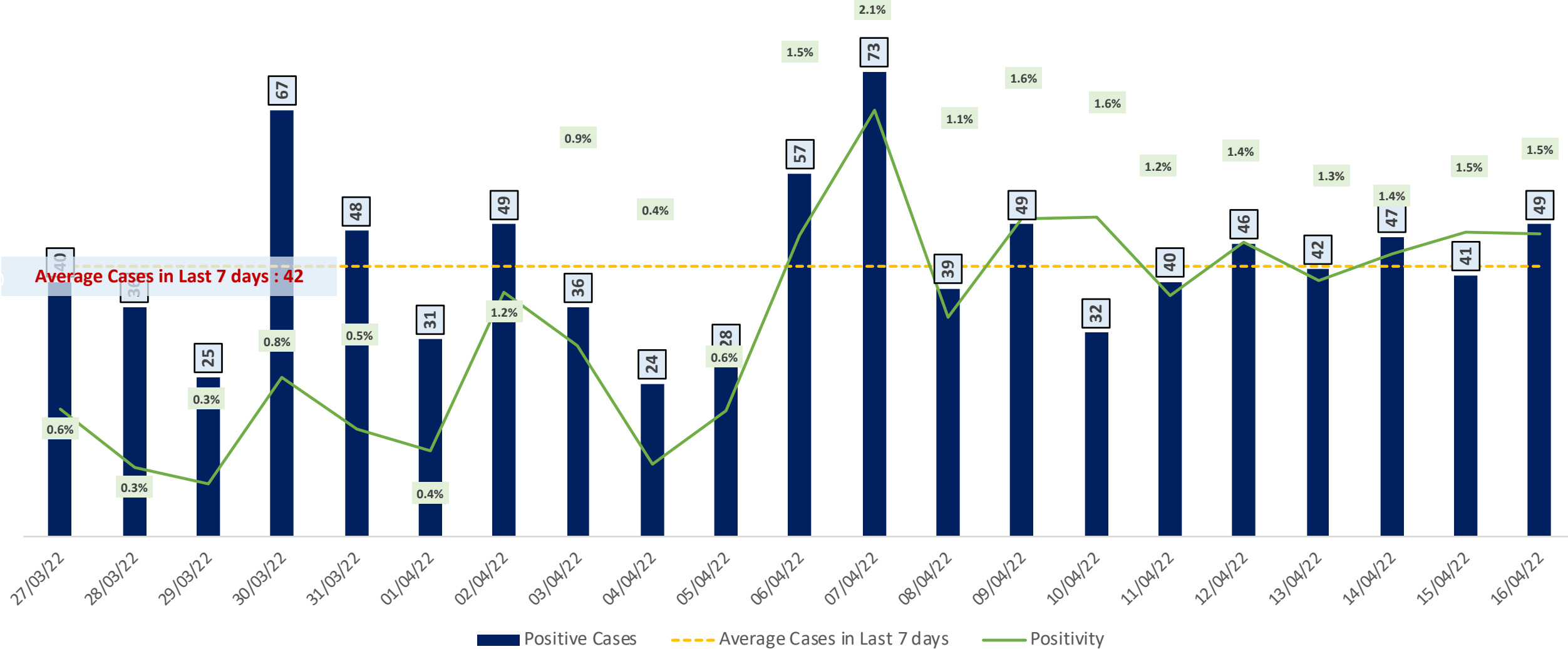


Death Cases : 0



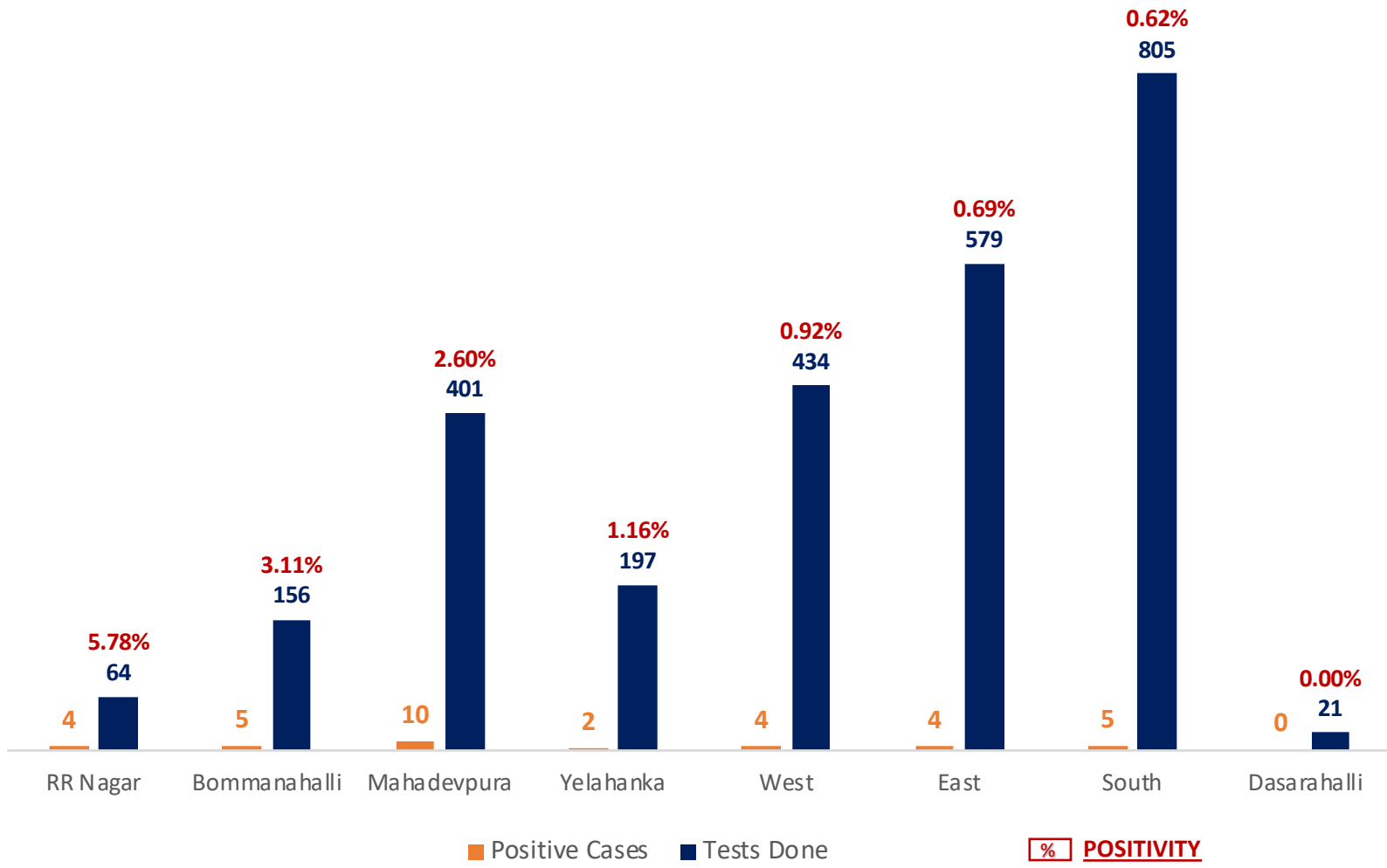


POSITIVITY RATE OF BENGALURU – LAST 21 DAYS





ZONE WISE COVID19 CASE MANAGEMENT FOR LAST 7 DAYS



Zone Name	Hospital/ CCC	Home isolation	Under Tracing
BOMMANAHALLI	0.00%	100.00%	0.00%
DASARAHALLI	0.00%	0.00%	100.00%
EAST	3.57%	96.43%	0.00%
MAHADEVAPURA	0.00%	100.00%	0.00%
RR NAGAR	0.00%	100.00%	0.00%
SOUTH	0.00%	100.00%	0.00%
WEST	0.00%	100.00%	0.00%
YELAHANKA	0.00%	100.00%	0.00%



TESTING TRENDS IN BENGALURU

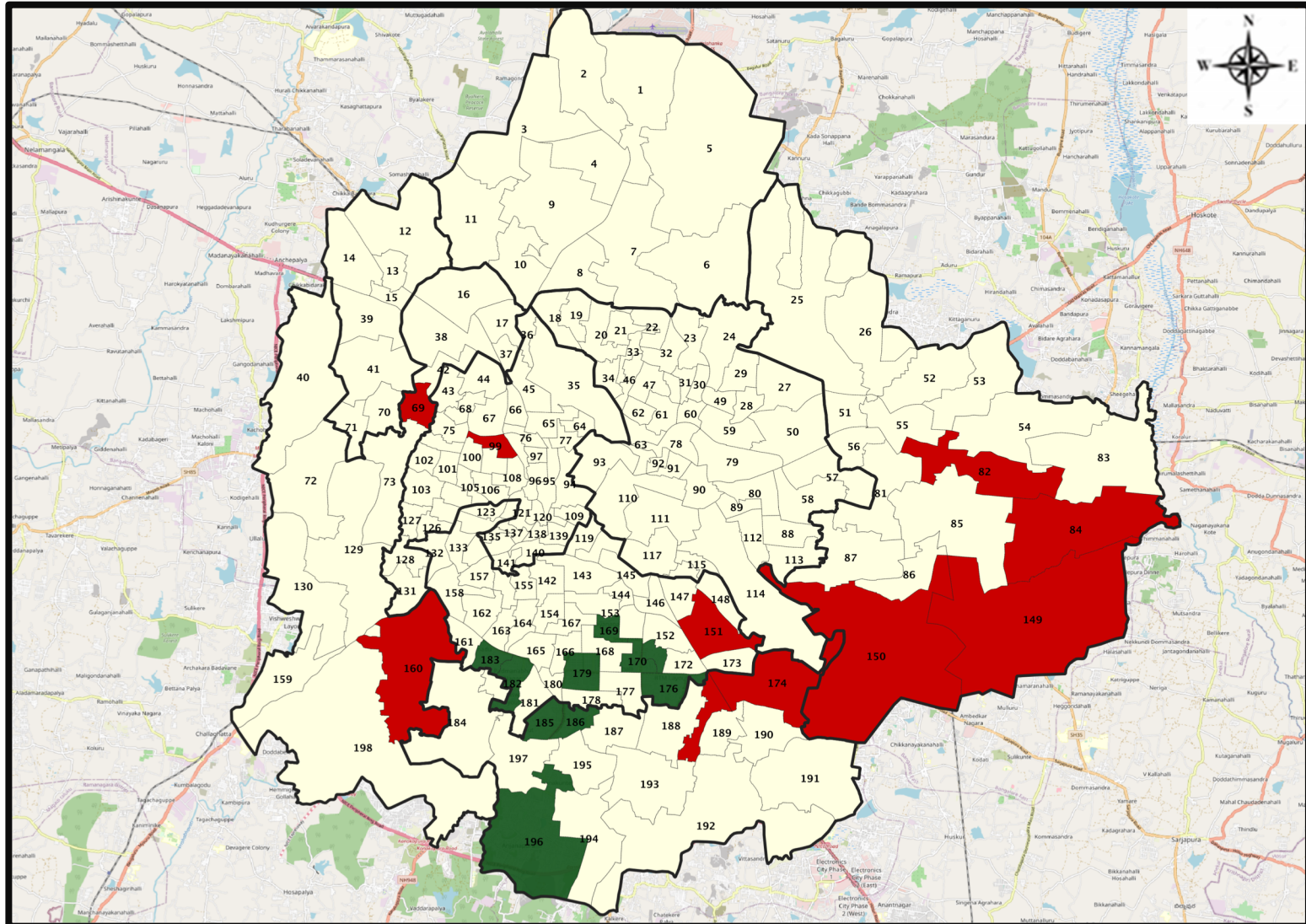


Total Test Conducted Till Date	Test Conducted Last 24 hours	Last 7 Days Average
2,97,09,762	3,303	3,057





BENGALURU URBAN MAP SHOWING TREND OF POSITIVE CASES IN LAST 7 DAYS



Top 10 wards reporting highest number of positive cases in last 7 days

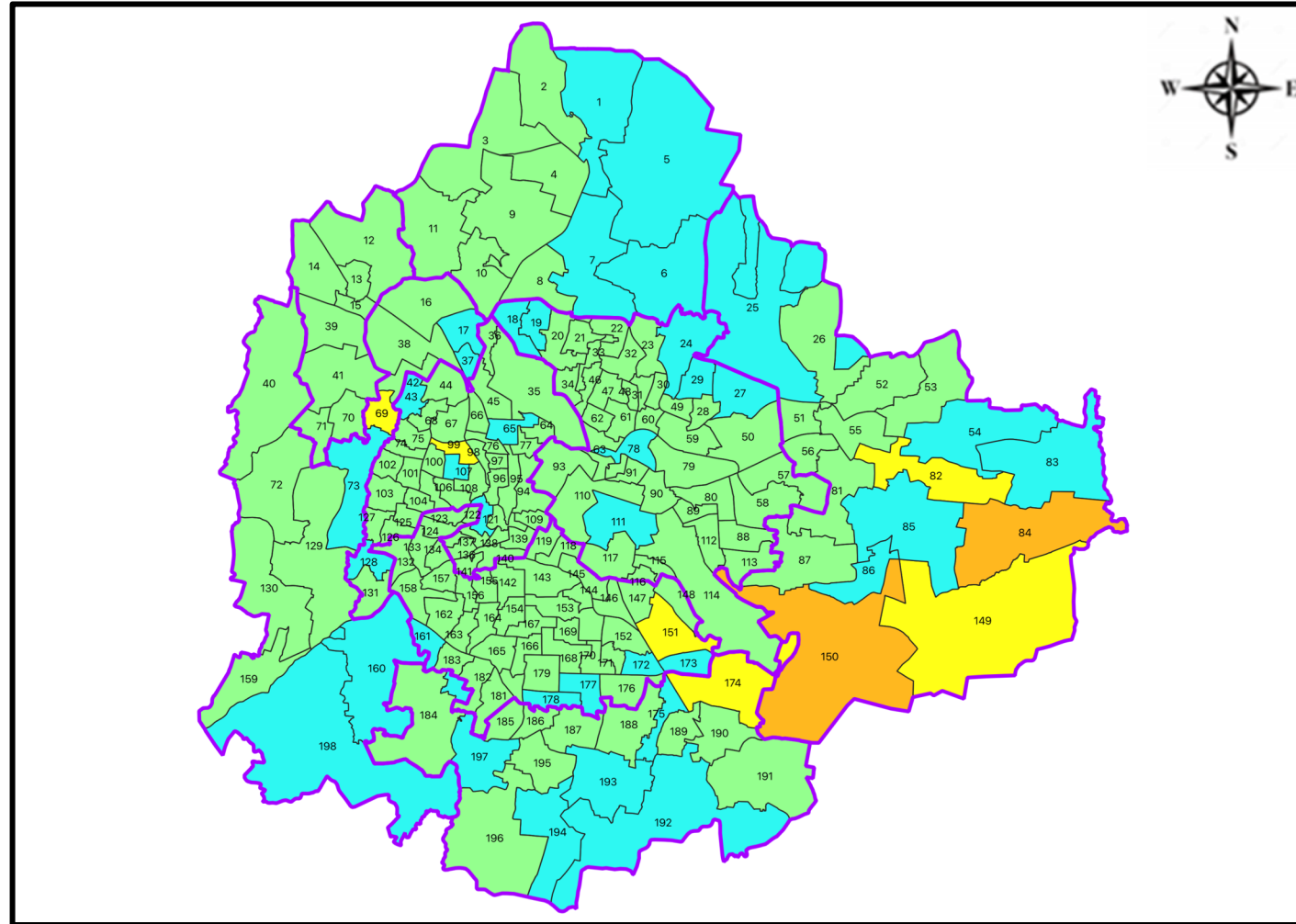
Ward No.	Ward Name	Daily Cases Average
150	Bellanduru	3
84	Hagadur	3
99	Rajajinagar	1
69	Laggere	1
174	HSR Layout	1
82	Garudachar Palya	1
149	Varthuru	1
151	Koramangala	1
160	Rajarajeshwari Nagar	1
175	Bommanahalli	1







Top 10 wards reporting least number of positive cases in last 7 days

Ward No.	Ward Name	Daily Cases Average
196	Anjanapura	0
186	Jaraganahalli	0
185	Yelchenahalli	0
183	Chikkalsandra	0
182	Padmanabha Nagar	0
179	Shakambari Nagar	0
176	B T M Layout	0
171	Gurappanapalya	0
170	Jayanagar East	0
169	Byrasandra	0



BENGALURU MAP SHOWING INTENSITY OF POSITIVE CASES IN LAST 7 DAYS



-  Level 1 : 0 to 1 Cases
-  Level 2 : 1 to 05 Cases
-  Level 3 : 05 to 10 Cases
-  Level 4 : 10 to 25 Cases
-  Level 5 : More than 25 Cases
-  Zone Boundaries



GOVT. QUOTA COVID BED STATUS AS ON 17.04.2022



SR. NO.	Facility Type	No. of Hospital	Total Allocated Beds for C+ Patients					Occupied Beds for C+ Patients					Net Available Beds for C+ Patients				
			Gen Beds	HDU	ICU Beds	ICU-V	Total	Gen Beds	HDU	ICU Beds	ICU-V	Total	Gen Beds	HDU	ICU Beds	ICU-V	Total
1	Government Medical Colleges	4	120	255	33	27	435	0	0	0	0	0	120	255	33	27	435
2	Government Hospitals	18	637	292	74	95	1,098	1	1	0	0	2	636	291	74	95	1,096
3	Private Medical Colleges	12	178	200	66	35	479	0	0	0	0	0	178	200	66	35	479
4	Private Hospitals	32	181	61	49	42	333	0	0	0	1	1	181	61	49	41	332
5	Covid Care Centre	1	50					0					50				
Total Beds		67	1,166	808	222	199	2,395	1	1	0	1	3	1,165	807	222	198	2,392

* Status as on 17.04.2022 – 06:00 PM



ACTIVE PATIENTS ADMITTED UNDER GOVT. QUOTA



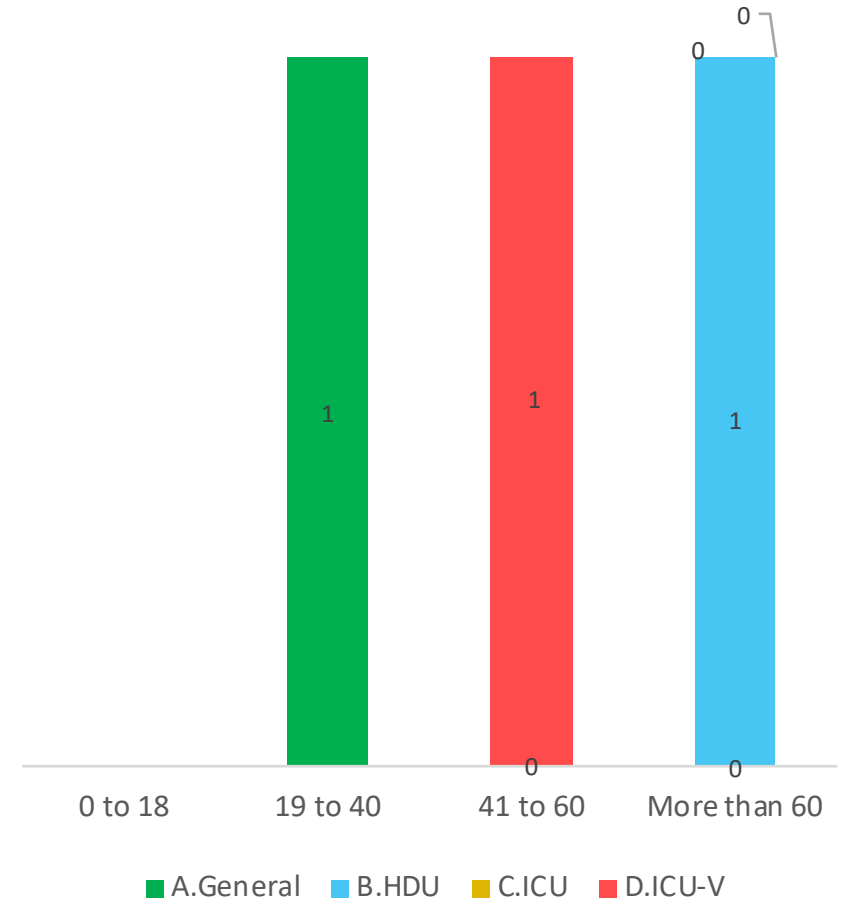
Admission By Bed Type And Number Of Days From Date Of Admission

Days in Hospital	General	HDU	ICU	ICU-V	Total
0 to 7 Days					
8 to 14 Days					0
15 to 21 Days					0
Beyond 21 days	1	1	0	1	3
TOTAL	1	1	0	1	3

* Only Government Quota Admissions through CHBMS considered

* Status as on 17.04.2022 – 05:00 PM

Age Group Distribution Of Active Hospital Admission



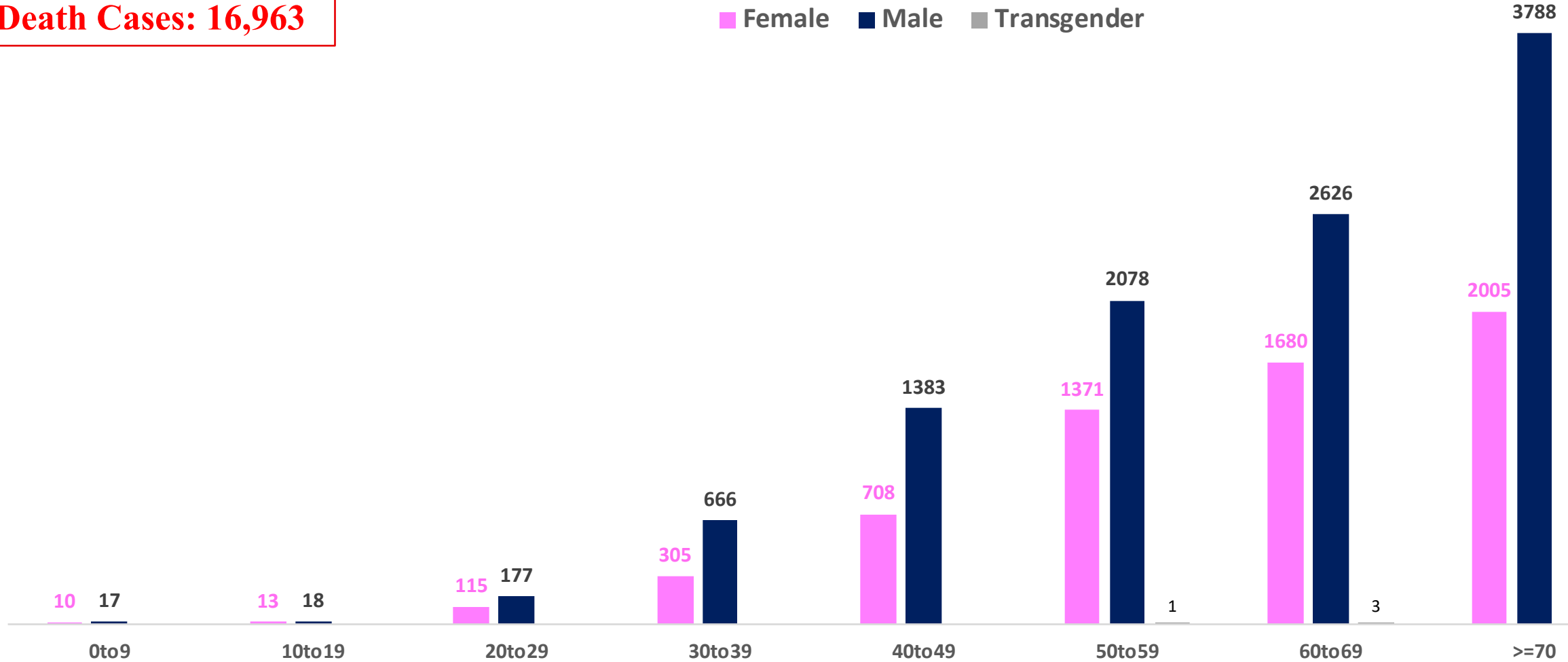


AGE AND GENDER WISE DISTRIBUTION OF DEATH CASES



Death Cases: 16,963

Female Male Transgender





VACCINATION COVERAGE AS ON 16.04.2022



Total Doses Administered

1,86,56,982

▲ 15,165

12-14 years

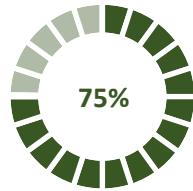
* Eligible Population 2.82 Lakhs

1ST DOSE

1,20,259

Doses administered

▲ 3,111



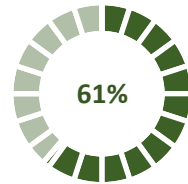
Total 15-18 years Population : 4.42 Lakhs

1ST DOSE

3,33,473

Doses administered

▲ 436



2ND DOSE

2,71,079

Doses administered

▲ 709

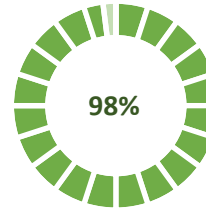
Total adult Population : 91.7 Lakhs

1ST DOSE

89,86,332

Doses administered

▲ 366

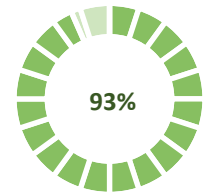


2ND DOSE

85,64,979

Doses administered

▲ 3,048



Priority Group*

Health Care Workers

Dose 1

2,10,273

Doses administered

▲ 0

Dose 2

2,06,033

Doses administered

▲ 19

Frontline Workers

Dose 1

3,81,738

Doses administered

▲ 2

Dose 2

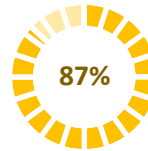
3,72,078

Doses administered

▲ 11

18 - 44 Years Coverage

Dose 1

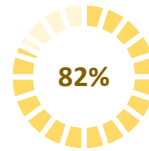


57,23,790

Doses administered

▲ 291

Dose 2



54,15,501

Doses administered

▲ 2344

PRECAUTION DOSE



3,79,866

Doses administered

▲ 6,637

PRECAUTION DOSES ADMINISTERED

Health Care Workers

64,755

Booster Doses administered

▲ 251

Front Line Workers

50,704

Booster Doses administered

▲ 387

60 + Years Coverage

2,51,118

Booster Doses administered

▲ 2,739

18 + Years Coverage

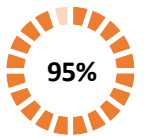
13,289

Booster Doses administered

▲ 3,260

45 – 59 Years Coverage

Dose 1

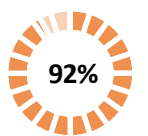


16,92,273

Doses administered

▲ 40

Dose 2



16,32,206

Doses administered

▲ 407

60 + Years Coverage

Dose 1



9,78,258

Doses administered

▲ 35

Dose 2



9,39,161

Doses administered

▲ 295



COVID-19 SCENARIO IN BENGALURU AND OTHER METROPOLITAN CITIES



CITY NAME	Positive Cases	Active Cases	Recovered	Deceased	Vaccine Doses Administered
New Delhi	18,68,033	1,262	18,40,611	26,160	3,29,27,340
Bengaluru*	17,82,408	1,391	17,64,054	16,963	2,14,53,278
Mumbai	10,57,788	329	10,37,897	19,562	2,07,10,458
Chennai	7,51,266	93	7,42,105	9,068	1,02,97,390
Kolkata	4,47,192	272	4,41,264	5,656	98,61,560

Source : <https://dashboard.cowin.gov.in/> at 6:30pm (17.04.2022)
Source : <https://www.covid19bharta.in/> at 6:30pm (17.04.2022)

*includes BBMP & Bengaluru Urban



SNAPSHOT OF COVID-19 CASES IN BENGALURU URBAN



**Total Wards With
<=5 Cases* :
186**

**Tests Conducted
On 16.04.2022:
3,303**

**Recovery
Rate:
98.97%**

**Total
Active Cases :
1,391**

**Total Vaccinated on
16.04.2022:
15,165**

**Positivity
Rate* :
1.39%**

**Active
Rate:
0.08%**

**Case
Fatality Rate* :
0.00%**



*Total positive cases In the past 7 days

*CFR and positivity is for Past 7 days



ಬೃಹತ್ ಬೆಂಗಳೂರು ಮಹಾನಗರ ಪಾಲಿಕೆ
Bruhat Bengaluru Mahanagara Palike



Download BBMP Bulletin	https://apps.bbmpgov.in/covid19/mediabulletin.php
For BBMPCovid19 Bed Status:	https://apps.bbmpgov.in/covid19/en/Bedstatus.php
To register for vaccination :	https://selfregistration.cowin.gov.in/
BBMP COVID19 Dashboard:	https://apps.bbmpgov.in/covid19/
Follow us on:	 www.facebook.com/bbmp.comm1/
	 twitter.com/BBMPCOMM

Issued by:

Honorable Chief Commissioner, BBMP
Special Commissioner Health & IT, BBMP
MD, Bengaluru Smart City Limited

THANK YOU !



Government of Karnataka
ಆರೋಗ್ಯ ಮತ್ತು ಕುಟುಂಬ ಕಲ್ಯಾಣ ಇಲಾಖೆ
Dept of Health and Family Welfare

What is Haemophilia?

Haemophilia is an inherited condition that causes bleeding for a long time after injury or surgery and painful swelling of the joints either after injury or even without injury.

World Haemophilia Day
17 April

Connect with   @DHFwKA

